A1

EXISTING LTHW GAS SERVICES NOTES:

THE MECHANICAL CONTRACTOR SHALL ALLOW FOR ALL NECESSARY MODIFICATIONS TO THE EXISTING GAS SERVICES INFRASTRUCTURE AS REQUIRED TO FACILITATE THE PROPOSED WORKS.

ALL PROPOSED MODIFICATIONS TO THE EXISTING GAS SERVICES INFRASTRUCTURE SHALL BE REVIEWED AND AGREED WITH THE BUILDING SERVICES ENGINEER PRIOR TO COMMENCEMENT OF WORKS.

THE FULL EXTENT OF THE EXISTING GAS SERVICES INSTALLATION IS NOT FULLY INDICATED ON THIS DRAWING. ALL EXISTING GAS SERVICES SHOWN SHALL BE VERIFIED ON SITE BY THE MECHANICAL CONTRACTOR. IT SHALL BE THE MECHANICAL CONTRACTOR'S RESPONSIBILITY TO UNDERTAKE A COMPREHENSIVE SITE SURVEY TO TRACE, IDENTIFY AND CONFIRM ALL EXISTING GAS SERVICES THAT MAY BE AFFECTED BY THE PROPOSED WORKS.

THE MECHANICAL CONTRACTOR SHALL ALLOW FOR DE-GASSING/PURGING THE EXISTING GAS INSTALLATION AS REQUIRED TO FACILITATE THE WORKS, TOGETHER WITH SUBSEQUENT RE-GASSING, PURGING AND TESTING OF THE SYSTEM UPON COMPLETION.

EXISTING GAS SERVICES INFRASTRUCTURE WITHIN THE AREAS OF WORK THAT ARE TO BE RETAINED SHALL BE ADEQUATELY PROTECTED THROUGHOUT THE DURATION OF THE WORKS.

THE SCHOOL AUTHORITY SHALL BE ADVISED THAT GAS SERVICES MAY BE TEMPORARILY UNAVAILABLE IN AREAS OF THE BUILDING OUTSIDE THE PRINCIPAL AREAS OF WORK. THE MECHANICAL CONTRACTOR SHALL ALLOW FOR OUT-OF-HOURS WORKING WHERE NECESSARY TO MINIMISE DISRUPTION TO GAS SERVICES DURING NORMAL OFFICE HOURS.

TENDERING CONTRACTORS ARE STRONGLY ADVISED TO VISIT SITE PRIOR TO SUBMISSION OF THEIR TENDER TO SURVEY THE AREAS OF WORK AND FAMILIARISE THEMSELVES WITH THE SCOPE AND EXTENT OF THE WORKS DESCRIBED ABOVE, TOGETHER WITH ALL OTHER WORKS INDICATED ON THIS AND THE ASSOCIATED DRAWINGS. TENDER SUBMISSIONS SHALL BE DEEMED TO HAVE INCLUDED FOR ALL NECESSARY ALLOWANCES ARISING FROM THIS EXERCISE. ADDITIONAL COSTS INCURRED AS A RESULT OF A FAILURE TO UNDERTAKE A PRE-TENDER SITE VISIT WILL NOT BE ACCEPTED.

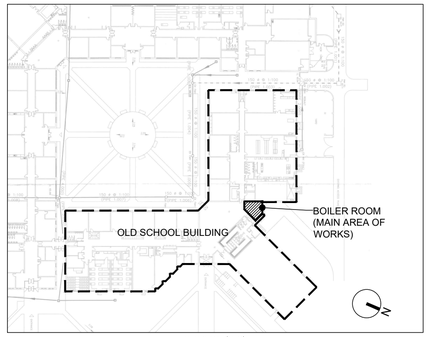

KEYPLAN (NTS)

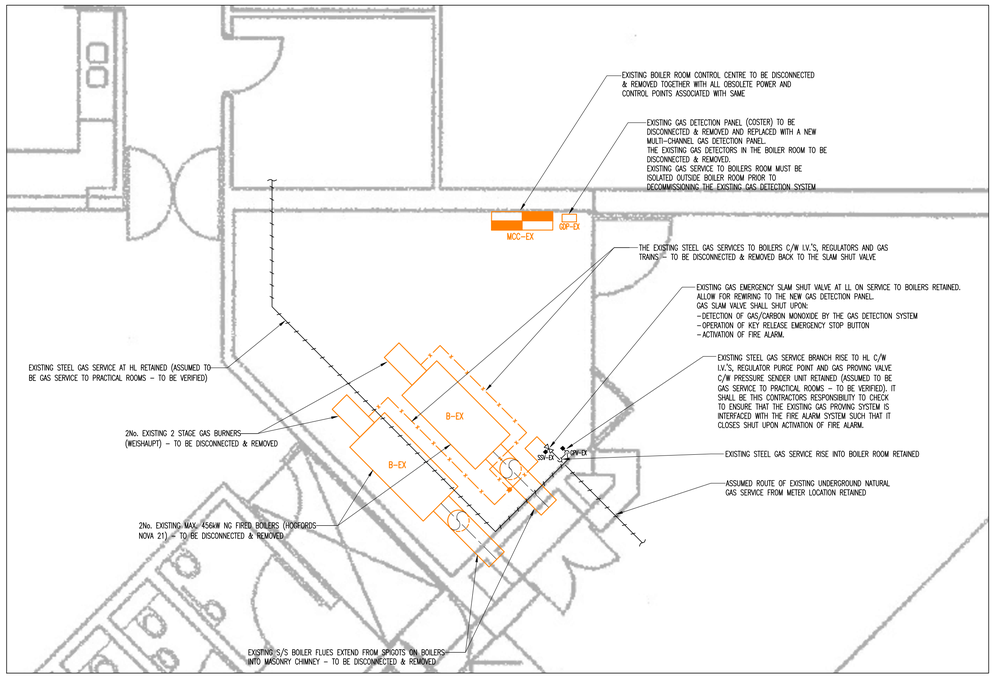

1 EXISTING GAS SERVICES LAYOUT
1:50 @ A1

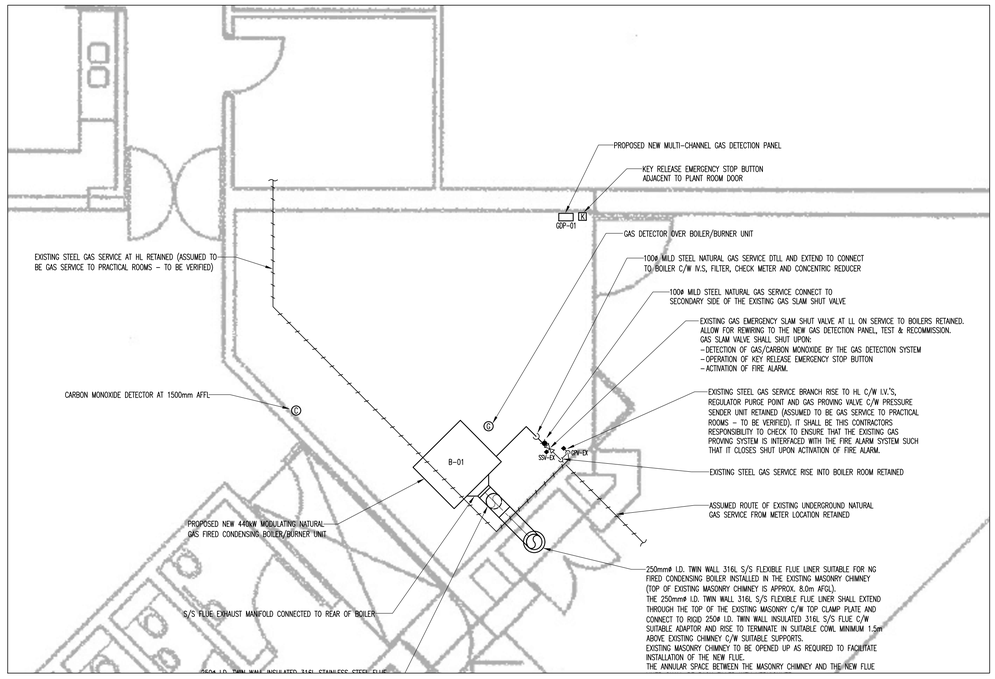

2 PROPOSED GAS SERVICES LAYOUT
1:50 @ A1

GENERAL NOTES

1) Do not scale services equipment from this drawing.
2) All dimensions should be checked on site.
3) Any drawing errors or divergences should be brought to the attention of Geaney Engineering Consultants at the address shown below.
4) Drawing to be read in conjunction with all other drawings and documentation.

NOTES:

1. THIS DRAWING SHALL BE READ IN CONJUNCTION WITH ALL MECHANICAL, ELECTRICAL, ARCHITECTURAL AND STRUCTURAL DRAWINGS & SPECIFICATIONS.
2. THE MECHANICAL & ELECTRICAL CONTRACTORS SHALL CO-ORDINATE ALL SERVICES FULLY WITH ALL TRADES BEFORE COMMENCING WORK.
3. DO NOT SCALE THIS DRAWING. ALL DIMENSIONS SHALL BE TAKEN ON SITE.
4. THE MECHANICAL & ELECTRICAL CONTRACTORS SHALL BE RESPONSIBLE FOR PROVIDING ALL NECESSARY INFORMATION TO ALLOW PROPER CO-ORDINATION OF ALL SERVICES.
5. EXTRA COSTS INCURRED DUE TO THE CO-ORDINATION EXERCISE NOT BEING COMPLETED WILL NOT BE ACCEPTED BY THE ENGINEER.
6. EXACT LOCATION OF ALL SERVICES SHALL BE AGREED WITH THE EMPLOYERS REPRESENTATIVE PRIOR TO COMMENCEMENT ON SITE.
7. ALL SERVICES AS SHOWN ON THIS DRAWING SHALL BE INCLUDED IN THE FINAL TENDER PRICE.
8. SAMPLE OF ALL EQUIPMENT SHALL BE APPROVED BY CLIENT, ARCHITECT AND BUILDING SERVICES ENGINEER PRIOR TO ORDERING.
9. ALL DIMENSIONS IN MILLIMETRES UNLESS STATED OTHERWISE.

GAS SERVICES NOTES:

1. ALL PIPEWORK, EQUIPMENT, VALVES, INSTRUMENTATION ETC. SHOWN ON THIS DRAWING ARE PART OF THE NEW INSTALLATION UNLESS INDICATED OTHERWISE.
2. GAS INSTALLATION TO BE INSTALLED IN ACCORDANCE WITH IS820:2010.
3. THE MECHANICAL CONTRACTOR SHALL ALLOW FOR FINAL CONNECTION TO ALL APPLIANCES.
4. ALL ABOVE GROUND GAS PIPEWORK SHALL BE MILD STEEL & FINISHED IN TWO COATS OF YELLOW PAINT (OCHRE) AND MARKED IN EACH ROOM AND AT 2.0m INTERVALS AS GAS DISTRIBUTION PIPE UNLESS INDICATED OTHERWISE.
5. WHERE GAS PIPES RUN IN VOIDS, THE PIPE SECTION SHOULD BE CONTINUOUS THROUGHOUT ITS ENTIRE LENGTH WITHIN THE VOID OR WELDED THROUGHOUT (NO JOINTS).
6. GAS PIPEWORK SHALL BE MOUNTED IN M10/M12 PIPEWORK CLIPS SUITABLE FOR STEEL PIPES (FLAMCO OR EQUIVALENT) AT MAXIMUM 1.2m CENTRES WITH GALVANISED STEEL THREADED RODS SECURED TO THE STRUCTURE.
7. THE MECHANICAL CONTRACTOR SHALL ALLOW FOR OFFSETS IN PIPEWORK AS REQUIRED FOR COORDINATION WITH SERVICE OPENINGS, STRUCTURAL ELEMENTS AND OTHER SERVICES.
8. ALL UNDERGROUND PLASTIC PIPES SHALL BE COLOUR CODED IN ACCORDANCE WITH I.S. 370:2016.
9. MECHANICAL AND ELECTRICAL CONTRACTORS SHALL LIAISE AND ARRANGE FOR INTERFACE BETWEEN GAS SAFETY INSTALLATION AND ELECTRICAL INSTALLATION.
10. FINAL BOILER ROOM LAYOUT TO BE AGREED PRIOR TO COMMENCEMENT OF WORKS.
11. ALLOW FOR DE-GASSING/PURGING THE EXISTING GAS INSTALLATION AND FOR RE-GASSING/PURGING ONCE WORKS ARE COMPLETE.
12. ALL CONNECTIONS AND MODIFICATIONS TO EXISTING GAS SERVICES INFRASTRUCTURE TO BE CARRIED OUT AT SCHEDULED TIMES TO BE AGREED – ALLOW FOR OUT OF HOURS WORK.
13. FINAL LOCATION OF ALL CONNECTIONS TO EXISTING SYSTEMS TO BE AGREED ON SITE PRIOR TO COMMENCEMENT OF WORK. MODIFICATIONS TO EXISTING SYSTEMS TO BE AGREED WITH THE BUILDING SERVICES ENGINEER PRIOR TO COMMENCING WORKS.

GAS SAFETY NOTES:

1. ALL GAS SAFETY SERVICES INDICATED & NOTED ON THIS DRAWING ARE PART OF THE NEW INSTALLATION UNLESS CLEARLY INDICATED OTHERWISE.
2. THE ELECTRICAL CONTRACTOR SHALL ALLOW FOR ALL WIRING FOR THE GAS SAFETY SYSTEMS.
3. ALL ELECTRICAL WIRING TO GAS PANELS AND ASSOCIATED GAS EQUIPMENT SHALL BE AS RECOMMENDED BY THE MANUFACTURER'S SPECIFICATIONS – TO BE WIRED IN A SEPARATE DEDICATED CONDUIT SYSTEM.
4. MECHANICAL AND ELECTRICAL CONTRACTORS SHALL LIAISE AND ARRANGE FOR INTERFACE BETWEEN GAS SAFETY INSTALLATIONS AND ELECTRICAL INSTALLATIONS.

GAS SERVICES LEGEND:

GDP-	GAS DETECTION PANEL
C	GAS DETECTOR LINKED TO GAS DETECTION PANEL
K	KEY RELEASE EMERGENCY STOP BUTTON LINKED TO GAS DETECTION PANEL
C	CARBON MONOXIDE DETECTOR LINKED TO GAS DETECTION PANEL
	GAS SERVICE AT LOW LEVEL
SSV-EX	EXISTING GAS SLAM SHUT VALVE
GPV-EX	EXISTING GAS PROVING VALVE C/W PRESSURE SENDER UNIT ON VERTICAL PIPE RISE
GDP-EX	EXISTING GAS DETECTION PANEL
	EXISTING GAS SERVICE RETAINED/MODIFIED
x x	EXISTING GAS SERVICE TO BE DISCONNECTED & REMOVED

Revision	Description	Date	Drawn	Checked
A	Tender Issue	23-Jun-2026	FD	JG

GEANEY ENGINEERING CONSULTANTS
STUDIO 22,
WATERFORD BUSINESS PARK,
CORK ROAD,
WATERFORD,
IRELAND.
TEL: 051-879371
FAX: 051-853188
EMAIL: info@geaneyengineering.ie

project title:
Emergency Works Scheme
Boiler Upgrade at
Castleknock Community College
Carpenterstown Road, Castleknock, Dublin 15

drawing title:
Gas Services Layout

scale: 1:50 @A1

project number: 0835

drawing number: Volume A. 3.3 - M2